

Beezette

April, 2022



Warren County Ohio Beekeepers
Meeting at Lebanon Presbyterian Church
123 East Street, Lebanon, OH 45036

www.warrencountyohiobeekeepers.org

Https:www.facebook.com/groups/1769801953287281/

NEXT MEETING

Sunday April 10, 2022 at the Lebanon Presbyterian Church.

The speaker at the April meeting will be **Tom Davidson**. The topic will be **Chemical Control for Varroa Management**.

Special thanks to our speakers at the March meeting. Dwight Wells, presented **Swarm Control, Nuc and Swarm Trapping**". Our past president Paul Dorger, shared tips for "next things to do" in the upcoming month

Thanks also to Bella Bee Supply LLC., Dr. Elizabeth Muennich, MD from Dermatology & Skin Care Associates and Hollingsworth Farm for donating door prizes.

MEMBERSHIP

- If you have not done so already renew your WCOB membership now for 2022. Member dues remain the same at \$20/individual and \$25/family. Registration is online. Fill out the form at <https://warrencountybeekeepers.org/join-us-2/>. Payments are made via PayPal, but a PayPal account is NOT required.
- If you are not already on our email list, please subscribe to "Meeting Reminders and Important Information Notifications" on the website.

A Note from Our Warren County Ohio Beekeepers President:

Hello fellow beekeepers,

Welcome to spring everyone! All of our members who are new to beekeeping are waiting for the nucs and packages to arrive; others understand that many colonies that started the winter in good shape are still in danger of starvation. The weather is tough on our bees. When the temperatures get in the mid 50's you can take a quick peek in the hives to see how the bees are doing, and make sure they have enough food. You may have to add emergency feed.

If you are waiting for your bees to arrive, make sure you have all your equipment ready and have chosen a location for your hive.

There are a few websites you may enjoy:

- For information on monitoring and treating mites try **The Honeybee Health Coalition** at honeybeehealth.org

For anything related to honeybees I strongly recommend **The University of Guelph Honeybee Research Center** You Tube Videos.

I hope to see everyone at the April meeting!

Geoff

CONTRIBUTING THOUGHTS FROM PAUL DORGER:

Early Spring Beekeeping

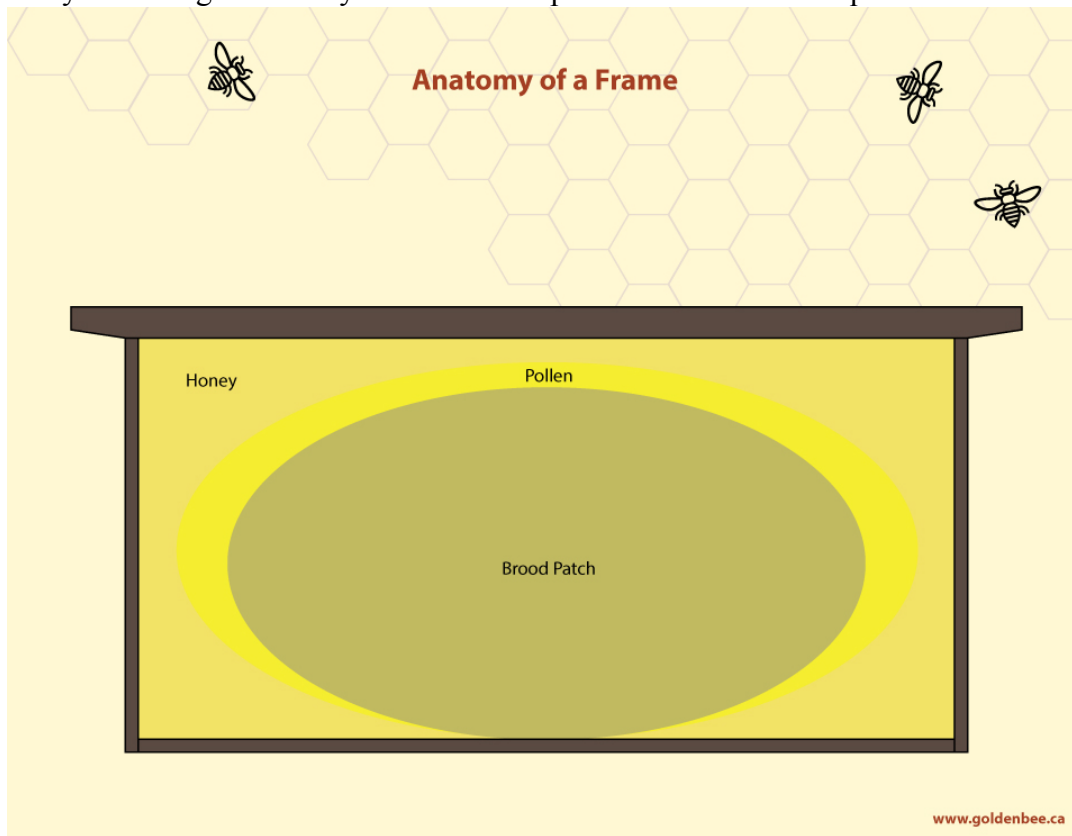
The bees are building up with the queen laying more eggs daily. Make sure the bees have enough food stores to survive. If in doubt, place a piece of newspaper on top of the frames and pour some granulated sugar on it. You should see early pollen coming in, maple pollen is big in this area. Hard dates for action can't be given since every year is different. A good web site to bookmark is The **Ohio State Phenology Calendar**, <https://weather.cfaes.osu.edu/gdd/>, (see Pic.1 below). It enables you to determine if this year is warmer or cooler than prior years and what flowers will blossom when and for how long. It enables you to look at any specific zip code. You can change the date for prior years to make comparisons. Explaining how the Growing Degree Days is computed is too much for this post, but it basically accumulates days exceeding 50F beginning with the new year. As an accountant I have always found it quite clever.

Pic.1

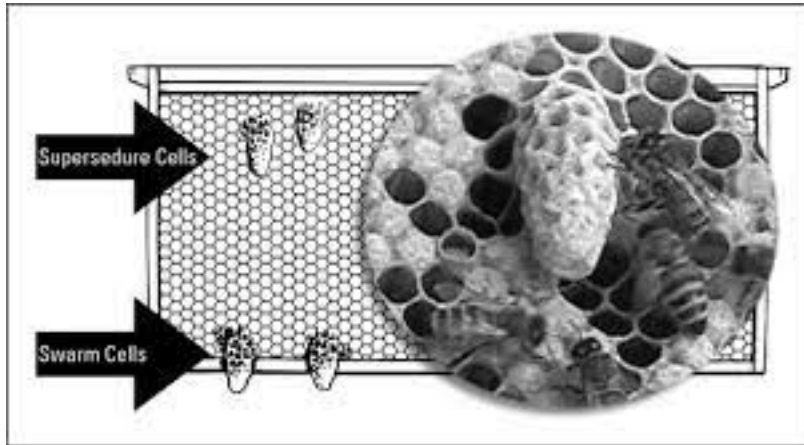


The screenshot shows the website for The Ohio State Phenology Calendar. The header is red with the university logo and name on the left, and the site title on the right. A navigation bar below the header contains links for Home, Weather, Glossary, and Summary. To the right of these links is a 'Change Date & Zip' section with a date input field (showing 3/20/2022) and a 'Go' button. The main content area has a large grey arrow pointing left. Inside the arrow is a form with 'Date:' and 'Zip Code:' labels, each followed by an input field. Below these is a red button labeled 'Show me the Calendar'. To the right of the arrow, the heading 'How to use it:' is followed by two paragraphs of instructions: 'Enter your zip code and obtain a daily calendar of all the phenological events occurring in your area.' and 'Please enter your 5-digit Ohio zip code and a date. The cumulative GDD for that date will be calculated.'

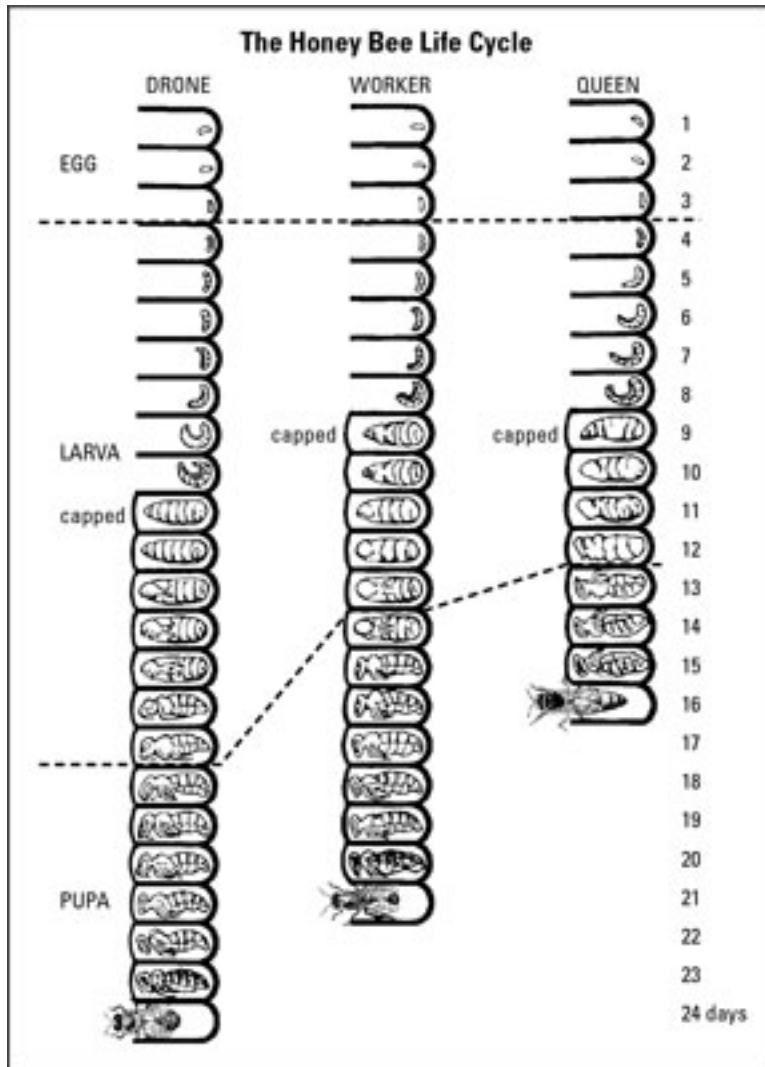
Below are two illustrations of a brood frame. It will contain brood in the center, a pollen band encircling the brood and honey in the corners. A good queen will lay eggs without missing too many cells. A good colony will clean and polish each cell so the queen does not skip it.



Swarm cells versus supersedure cells – what’s the difference? As shown in the two illustrations below, supersedure cells are created when the colony believes the existing queen is failing, perhaps due to age or injury. Regardless, the cells tend to be on the upper part of the frame and should not be interfered with. Swarm cells, however, are created to enable the bees to increase the species. It is totally natural but a cause of great distress to beekeepers because your strong colony will lose half its numbers if you don’t do something.



As seen in the illustration below, it only takes 16 days for the colony to raise a queen. The first queen to emerge will go to the other queen cells and kill them. Before the first queen emerges, the existing queen and half the workers will swarm. Usually, the swarm only goes a short distance and frequently will land on a nearby tree branch, see below. They will stay there until the swarm's scout bees find a new location. This may take a few hours or a few days. If you are able to capture them, you have a new colony for free.



How to prevent swarming. First, it is one of the most difficult things to do in beekeeping. Second, it is not without risks. If your bees are crowded and strong, swarming is likely. If you destroy the swarm cells and the bees still swarm, you will be queenless. However, if you take the frame with the swarm cells and move it to an empty hive with two or three frames of brood with adequate stores, you might have just created a new hive. If the bees still swarm, you can combine with the original hive and recover. When moving the frames to the new hive, you must be sure the existing queen is not on any of the frames you move. If she is, the first hive will be queenless. Learning how to find your queen is an important skill, follow this link to a useful 10 minute how-to video, <https://www.youtube.com/watch?v=eSe3-8lUgg> Good luck and enjoy your new hobby. It is challenging but rewarding.



CLUB NEWS AND OPPORTUNITIES

- Mentors are available to help new beekeepers. Inquire at the April meeting.
- Apiary Registration information with the Ohio Department of Agriculture is available at <https://agri.ohio.gov/apiary>
- Here are a few learning opportunities to consider:
 - o Ohio State Beekeepers Association: www.ohiostatebeekeepers.com
 - o Brown County Beekeepers Association: <http://browncountybeekeepersassociation.org/>

Do you have an announcement you want to include in the Beezette or a topic you'd like to hear covered at one of our meetings? Let us know at the next meeting, or reach out to warrencountyohiobeekeepers@gmail.com or find us on FB.

